

## EDUCATION FOR LIFE SCRUTINY COMMITTEE – 24TH JULY 2012

**SUBJECT: SUMMARY OF ESTYN INSPECTION OUTCOMES UNDER THE COMMON INSPECTION FRAMEWORK (CIF) – SEPT 2010 TO JUNE 2012**

**REPORT BY: CORPORATE DIRECTOR - EDUCATION, LIFELONG LEARNING & LEISURE**

---

### 1. PURPOSE OF REPORT

- 1.1 To inform members of the judgements made by Estyn inspection teams of Caerphilly schools for the academic year 2010-2011 and the academic year 2011-2012.

### 2. LINKS TO STRATEGY

- 2.1 This report links directly to the Children and Young People's Plan 2008-11 and its successor the Children and Young People's Plan 2011-14, the Education, Lifelong Learning and Leisure Directorate Plan 2011-12 and 2012-13.
- 2.2 These strategies link to the Welsh Assembly Government School Effectiveness Framework (SEF).

### 3. THE REPORT Introduction

- 3.1 Since September 2010 all schools in Wales have been inspected under a new Common Inspection Framework (CIF).
- 3.2 The purposes of inspection is to
- provide accountability to the users of services and other stakeholders through public reporting on providers;
  - promote improvement in education and training; and
  - inform the development of national policy by Welsh Assembly Government.
- 3.3 This new CIF judges schools in 3 Key Questions, comprising 10 Quality Indicators, as opposed the 7 Key Questions of the previous framework. Direct comparison with previous inspection outcomes is not possible.
- 3.4 Estyn publish school inspection reports for each school in Wales on their website ([www.estyn.gov.uk](http://www.estyn.gov.uk)). It is possible to compile a profile of inspection grades awarded across Wales by using these reports.

## The New Common Inspection Framework (CIF)

3.5 The framework asks the reporting inspector leading a team to provide judgements on the following indicators:

### Summary:

- overall judgement on the school's current performance
- overall judgement on the school's prospects for improvement

### Main findings: (for the 3 Key Questions and 10 Quality Indicators):

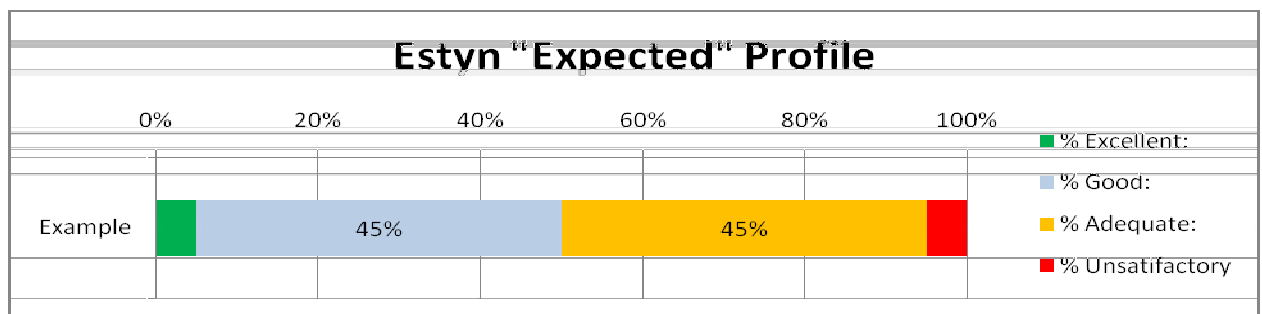
- **Key Question 1:** How good are outcomes?
  - standards
  - wellbeing
- **Key Question 2:** How good is provision?
  - learning experiences
  - teaching
  - care, support and guidance
  - learning environment
- **Key Question 3:** How good are leadership and management?
  - leadership
  - improving quality
  - partnership working
  - resource management

3.6 Each of the 2 overall summary judgements and the judgements for the 3 Key Questions and 10 Quality Indicators are based on the following 4 point scale:

- Excellent
- Good
- Adequate
- Unsatisfactory

3.7 In order for a school to be judged as "Excellent" for any indicator the schools must demonstrate 'Sector-leading Practice'. This means that the quality of the provision is at the forefront of the sector. 'Sector-leading' also means that the provider should use such practice an exemplar to others. 'Sector-leading practice' is described by Estyn as innovative and cutting edge work that pushes at the boundaries.

3.8 Estyn have made it clear that they expected to see a different grade profile compared with the previous inspections framework. Whilst there is no quota of grades to be awarded they, they have stated that they expected the following grade profile during the initial phases of inspection:



3.9 The Welsh Government target is that after September 2012, no school should be judged as less than "Adequate" and that by 2015 no school should be judged less than "Good".

- 3.10 In addition to the judgements, made against the 3 key questions, the reports also include a number of recommendations for the school to address. These recommendations are school specific, and are not included in this summary report.

### **Follow up Activity**

- 3.11 If a school receives any judgement which is “Unsatisfactory” or “Adequate” there are 4 categories of follow up activity. If a school is found to be “Unsatisfactory” then the follow up activity is led by Estyn. For “Adequate” judgements the follow up activity will be led by either Estyn or LA Officers.
- 3.12 The 4 follow up categories are:
- Local Authority follow up
  - Estyn follow up
  - Requiring significant improvement
  - Requiring special measures

### **Caerphilly Schools Inspections from September 2010 – August 2011**

- 3.13 During the academic year 2010-2011 a total of 11 Caerphilly schools were inspected, all of which were primary schools. No secondary or special schools were inspected during this time. The schools inspected were:

<b>School</b>	<b>Date</b>	<b>Team</b>
Tynywern Primary	12/10/2009	Estyn
Pentwynmawr Primary	12/10/2010	Estyn
Penllwyn Primary	12/10/2010	Baker-Phillips
Nant-y-Parc Primary	16/11/2010	Estyn
Cwm Glas Infants	07/12/2010	Baker-Phillips
Hendre Junior	08/02/2011	Estyn
Ysgol Penalltau	28/02/2011	Estyn
Ty Sign Primary	22/03/2011	Estyn
Pontlloctyn Primary	25/03/2011	EPPC/Severn Crossing
Cwrt Rawlin Primary	10/05/2011	EPPC/Severn Crossing
Tiryberth Primary	01/06/2011	Estyn

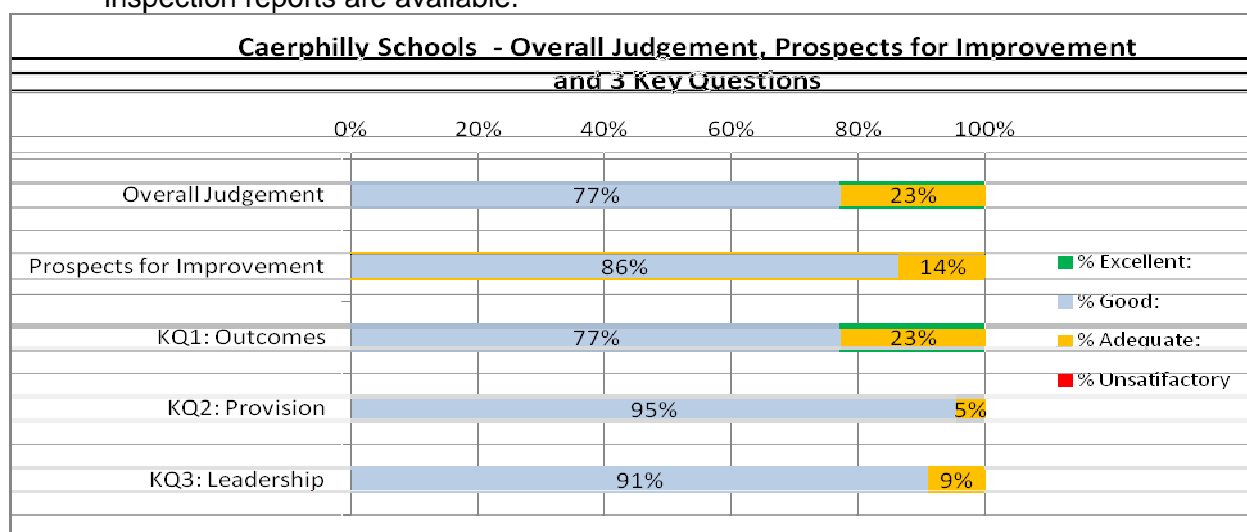
- 3.14 During the academic year 2011-2012 a total of 15 Caerphilly schools were inspected although inspection reports have not yet been published for 4 schools. Of the 11 schools that have received reports 8 were primary schools and 3 were secondary schools. The schools inspected were:

School	Date	Team
Graig-y-Rhacca Primary	27/09/2011	ELLIS
Cwmaber Infant School	27/09/2011	Estyn
Ysgol Gymraeg Gilfach Fargoed	31/01/2012	Estyn
Phillipstown Primary	07/02/2012	Estyn
Maesycwmmmer Primary	21/02/2012	Estyn
Lewis School, Pengam	21/02/2012	Gwyn Thomas
White Rose Primary	28/02/2012	ELLIS
Ysgol Bro Sannan	27/03/2012	Estyn
Wauanfawr Primary	27/03/2012	Estyn
Heolddu Comprehensive	31/11/2011	Estyn
Cwmcarn High	31/2/2012	Estyn
Abercarn Primary	01/05/2012	Estyn (report not yet published)
Cwmaber Junior	01/05/2012	ELLIS (report not yet published)
Ynysddu Primary	12/06/2012	ELLIS (report not yet published)
Pantside Primary	19/06/2012	Estyn (report not yet published)

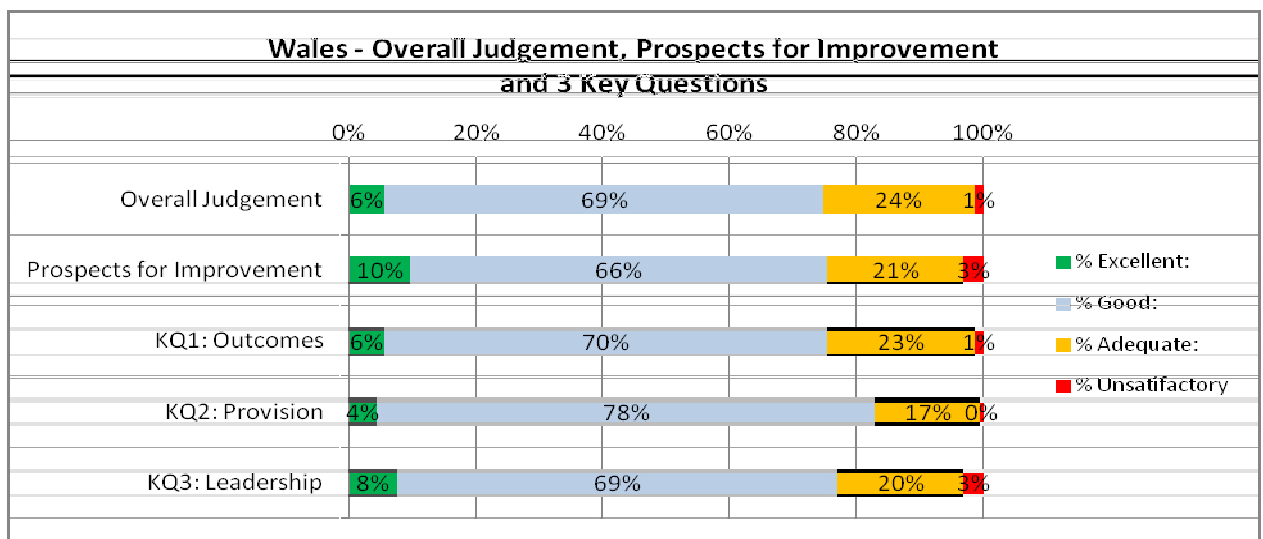
- 3.15 It is Estyn's intention to significantly increase the percentage of inspections that are internally led by Her Majesty's Inspectors (HMI) rather than contracted teams. To date in Caerphilly 60% of inspections have been led by a Reporting Inspector from Estyn.

### Evaluation of Judgements

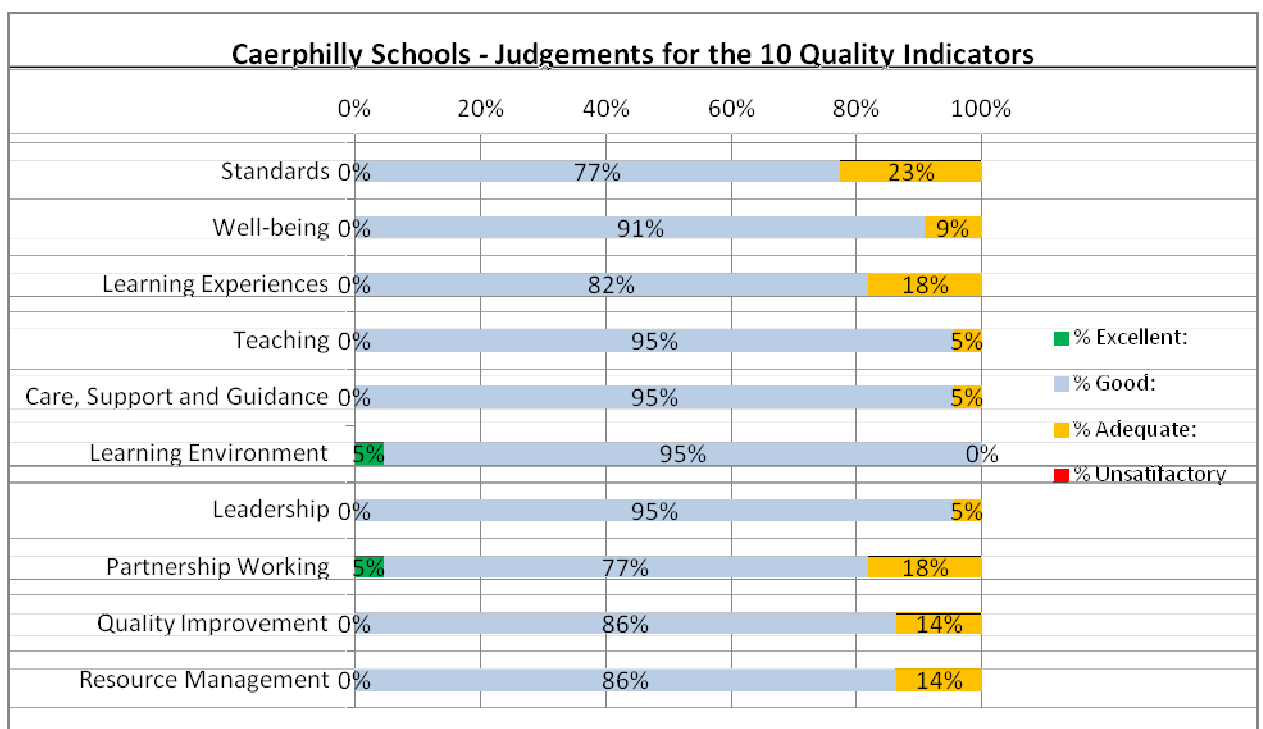
- 3.16 **Chart 3.1** below describes the judgements made about the 22 Caerphilly schools for which inspection reports are available.



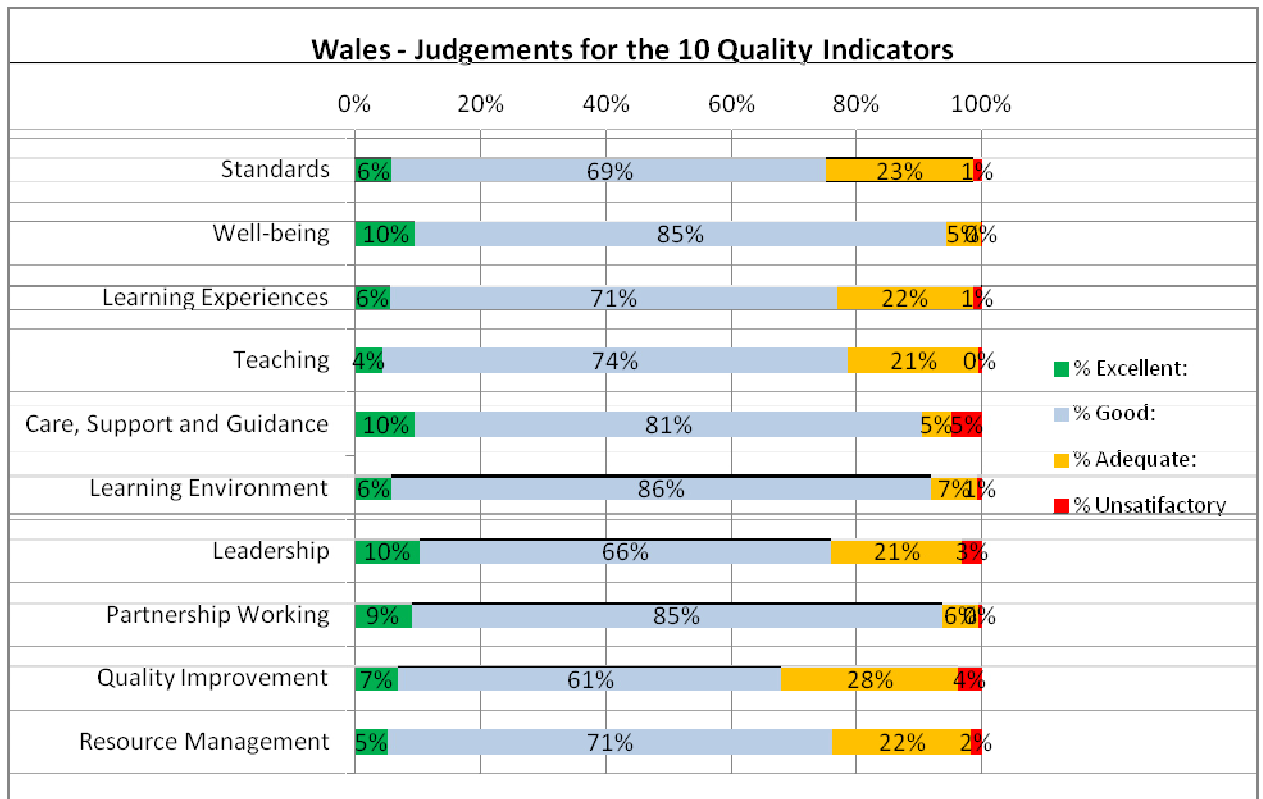
- 3.17 In total 77% of schools have been judged to be “Good” overall, with a further 23% judged to be “Adequate” Prospects for improvement are better with 86% judged to have “Good” prospects with on 14% of schools having “Adequate” prospects.
- 3.18 For KQ1, 77% of schools are judged to be “Good”, with a further 23% “Adequate. For KQ2, 95% of schools were judged to be “Good” with a further 5% adequate. For KQ3, 91% of schools were judged to be “Good” with a further 9% adequate. It is KQ1 which most influences the overall judgement.
- 3.19 No school was found to be unsatisfactory in any aspect, and a much smaller proportion of schools were found to be “Adequate” than Estyn’s initial national estimate. The LA will continue to support these schools as part of the established Monitoring, Challenge, Support and Intervention strategy.
- 3.20 **Chart 3.2** below gives a comparison with outcomes across Wales:



- 3.21 **Chart 3.3** below shows the judgements for the 10 Quality Indicators which contribute to the 3 Key Questions.



3.22 **Chart 3.4** below gives a comparison with outcomes across Wales:

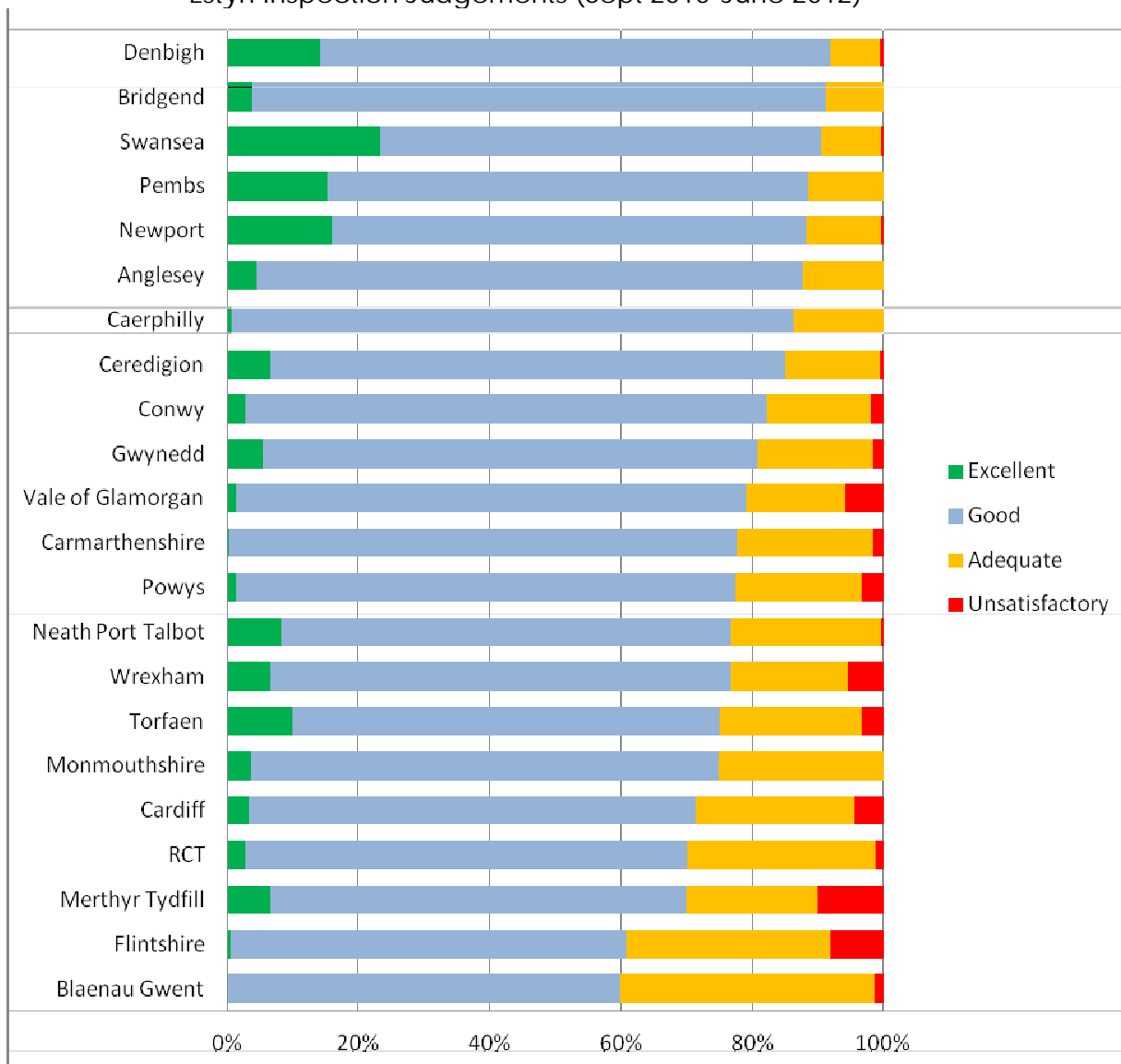


3.23 Whilst there are fewer “Excellent” judgements in Caerphilly schools, there have also been no “Unsatisfactory” judgements unlike Wales as a whole. Additionally for the majority of indicators far fewer Caerphilly schools were found to be just “Adequate”

### Local Authority Summary

3.24 **Chart 3.5** below gives a summary of the grades awarded for all Key Questions and Quality Indicators. The table is placed in rank order of the judgements good or better. Caerphilly is ranked 7<sup>th</sup> when placed in this order

## Estyn Inspection Judgements (Sept 2010-June 2012)



### Follow up activity

3.25 Of the 22 Caerphilly schools inspected to date 11 were deemed to require further follow up activity. The majority of these (7) required Local Authority follow up, the least serious category. 5 of these schools have now been identified as no longer requiring monitoring. Of the 3 schools that required Estyn monitoring 2 were secondary schools and 1 was a primary school.

## 4. EQUALITIES IMPLICATIONS

4.1 There are no direct equalities implications to this report therefore no Equalities Impact Assessment has been undertaken.

4.2 Future Estyn inspections will contain a far greater emphasis on Equalities and Welsh language issues due to changes in legislation coming into force from April 2012.

## 5. FINANCIAL IMPLICATIONS

5.1 There are no specific financial implications.

## **6. PERSONNEL IMPLICATIONS**

6.1 There are no specific personnel implications

## **7. CONSULTATIONS**

7.1 As detailed below. All comments have been reflected in the report.

## **8. RECOMMENDATIONS**

8.1 Members are asked to consider and note the report.

Author: Edward Pryce, Senior Adviser Performance and ICT  
Consultees: Directorate Senior Management Team  
Cabinet Member for Education and Leisure  
Corporate Management Team